


AquiTron

AT-350A
Internal Cistern
Overflow



DATA SHEET



aquilar
leak detection solutions

AT-350A

Internal Cistern Overflows



When connected to an Aquitrone alarm panel the system will electronically monitor individual cistern overflows. In the event of an overflow condition arising the system will provide a local alarm with a general alarm to the BMS. Aquitrone overflow sensors are fitted to each WC cistern. The overflow sensors are wired to the locally positioned Aquitrone monitoring panel/s. Options are available allowing for up to 8 separate sensing zones to be monitored on a single panel.

SIMPLE OPERATION

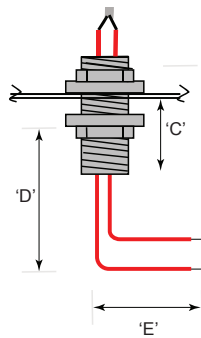
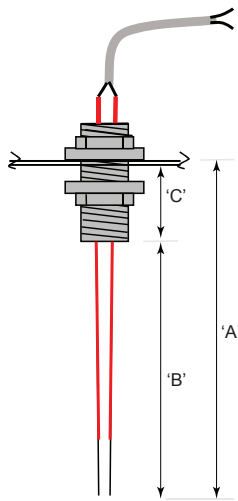
The system is designed to alert building management personnel with an audible and visual warning, to the wasteful discharge of overflowing water, directly to WC pans, by 'internal WC cistern overflows'. A sensor is inserted into the overflow hole at the side or top of concealed WC cisterns that incorporate an internal overflow arrangement discharging to the WC pan. The sensor detection level can be set to occur at a point when an overflow situation is imminent but before water is wastefully discharged to the WC pan. Sensors are available for standard concealed and Geberit type WC cisterns. Sensors in an overflow alarm condition are identified separately on the panel display, an audible alarm is also activated. Signals are conveyed to the Indicator Panel with low voltage twin cable. Please see the relevant alarm panel datasheet for more detailed information regarding the AT-SZA and AT MZA.

VERSATILE DESIGN

The sensors comprise of stainless steel electrodes housed in a 3/8" BSP uPVC connector for fitting directly into the side or top overflow connection of concealed WC flushing cisterns. For exposed porcelain cisterns the sensor can be fitted to a pre-drilled 22mm dia hole.

APPLICATION

Low voltage electrical terminals are fitted to the sensors for wiring to the AT-MZA or AT-SZA panels. The system is simply installed without the need for special test equipment or on-site calibration. The low voltage wiring is installed in a continuous length between each sensor and the local indicator panel, without any intermediate terminals or connections.



TECHNICAL INFORMATION

Power supply (alarm panel)	230Vac, 50Hz, 3A
Recommended sensor cable size	16 / 0.2mm min, 2 core
Dimensions - Sensor	3/8" BSP thread, Min opening dia 17mm A)130mm, B) 91mm, C) 39mm, D) 44mm, E) 56mm
Probe	Stainless Steel 316
Connections	2 spade crimp connectors provided. *Optional - special order version available with a 2 core 1meter cable.
Resetting	Allow probe to dry completely before re-use. Probes not designed for permanent submersion.

ORDERING INFORMATION

Catalogue number	2431 AT-350A 'Overflow' Monitoring System
-------------------------	---

Important: All information, including illustrations, is believed to be reliable. Users, however, should independently evaluate the suitability of each product for their application. Aquilar Limited makes no warranty as to the accuracy or completeness of the information, and disclaims any liability regarding its use. The only obligations of Aquilar Limited are those in the Aquilar Standard Terms and Conditions of Sale for this product, and in no case will Aquilar Limited be liable for any incidental, indirect, or consequential damages arising from the sale, resale, use or misuse of the product. Specifications are subject to change without notice. In addition, Aquilar Limited reserves the right to make changes – without notification to Buyer – to processing or materials that do not affect compliance with any applicable specification.

*AquiTron is a trademark of AquiTron Limited
Aquilar is a trademark of Aquilar Limited*