


AquiTron

AT-600A

Immersion Probe



**INSTALLATION
INSTRUCTIONS**



aquilar
leak detection solutions

AT-600A

Immersion-flow Sensor

Please read these instructions carefully and keep them in a safe place for future reference. These instructions must be followed carefully to ensure proper operation.

A. GENERAL INFORMATION

The immersion sensor has been designed for use with the TraceTek and AquiTron leak detection systems. Applications for the immersion sensor include: overflow pipes for boilers, heating systems, unvented hot water cylinders, blow down pipes, drainage, tank level control and applications using double containment pipe systems. For systems using more than one AT-600A probe an AT-BCB should be used to link each probe to the circuit. **Note:** The immersion sensor should be mounted in either the vertical or horizontal position as shown to suit the application.

WIRING / CONNECTIONS

The sensor connection within the panel must be linked out as shown in figure1.

Connect the white and blue wires into the TraceTek and AquiTron control panel.

- Blue to the yellow/black terminal
- White to the red/green terminal

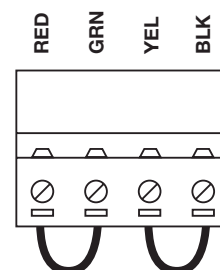
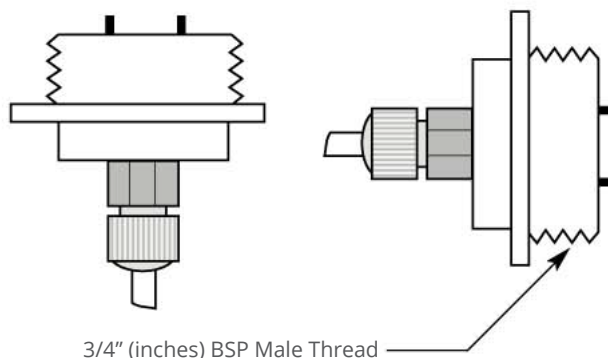


Figure 1



B. TECHNICAL INFORMATION

Type	AT-600A
Brass body	3/4" (inches) BSP MaleThread
Maximum operating temperature	100°C
Probe Tips	Coated Stainless Steel
Mounting	Vertical and horizontal to suit application
Fly lead connection	2 metres
Fixing	Screw the brass body into a female 3/4" BSP fitting and seal with an 'O' ring or PTFE/sealing tape
Resetting	Unscrew thebrass body, dry and refit

AT-600A**Immersion-flow Sensor**

Important: All information, including illustrations, is believed to be reliable. Users, however, should independently evaluate the suitability of each product for their application. Aquilar Limited makes no warranty as to the accuracy or completeness of the information, and disclaims any liability regarding its use. The only obligations of Aquilar Limited are those in the Aquilar Standard Terms and Conditions of Sale for this product, and in no case will Aquilar Limited be liable for any incidental, indirect, or consequential damages arising from the sale, resale, use or misuse of the product. Specifications are subject to change without notice. In addition, Aquilar Limited reserves the right to make changes – without notification to Buyer – to processing or materials that do not affect compliance with any applicable specification.

AquiTron is a trademark of AquiTron Limited

Aquilar is a trademark of Aquilar Limited