

AquiTron

AquiNet
Fieldbus Monitoring
System



DATA SHEET



aquilar
leak detection solutions



AquiNet

Fieldbus Monitoring System

The AquiNet Fieldbus Network System is a complete solution for monitoring large numbers of multiple sensing devices via a single touch screen interface, on a simple two-wire bus network.

SIMPLE OPERATION

The AquiNet system consists of a touch screen user Graphical User Interface (GUI) communicating with a master generator linked to Zone Communication Modules (ZCM's) via a two core fieldbus network. ZCM's can be added to any leak detection device with volt free contacts. When the relay changes over (close on alarm), a signal is sent via the network to a fieldbus generator, and the alarm with its location is displayed on the screen. Each generator can monitor up to 120 ZCM's. Multiple generators can be linked to create very large networks. The master generator interfaces with the touch screen panel that runs the graphical user interface (GUI) which displays alarms and current system status. The GUI can be tailored specifically for the client's requirements.

APPLICATIONS

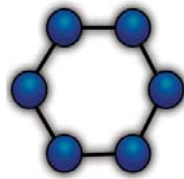
Central monitoring of multiple refrigerant gas sensors (AT-G-ALERT) can be achieved by fitting a ZCM to one of the volt free contacts. Each sensor is then connected, using the open topology, to the AquiNet panel. The built in touch screen will display alarm status and alarms according to client's requirements. Multiple water leak detection systems, such as the AT-SZA/AT-MZA can be fitted with ZCM's to provide a cost effective network solution.

FEATURES

- Realtime monitoring
- End user friendly
- Immune to electrical interference
- Free wiring topology
- Scalable
- Customizable front screen
- Uses bus powered interface modules
- De-centralized Solution
- BACnet / Ethernet / IP

TOPOLOGIES

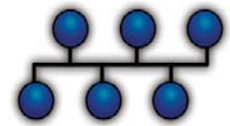
The topology of a bus system is the definition of which type of cable routing is allowed. AquiNet features a completely free topology allowing the network to be established as a line, ring, star or a combination of these.



Ring



Star



Line

ADDRESSING

Each ZCM has a unique address. When a network is complete, it can be scanned and all the devices are found automatically. Thus adding or removing detection devices is quick and easy.

TECHNICAL INFORMATION

Power supply	230Vac
Enclosure	H 330 x W 292 x D87mm
Outputs	BACnet / IP / Modbus / TCP / Optional volt free contacts
TFT	7" LCD 32K Colour 800x480 pixels. NEMA 4 / IP65 front panel. Resistive analogue touchscreen Software stored in non-volatile flash memory

ORDERING INFORMATION

Catalogue number	6200 AN-TS-7 Touch Screen Alarm Panel, 7", 24Vac for Fieldbus Monitoring System
-------------------------	---

ANCILLARY PRODUCTS

6205 AN-PSU 24vdc PSU for AquiNet system

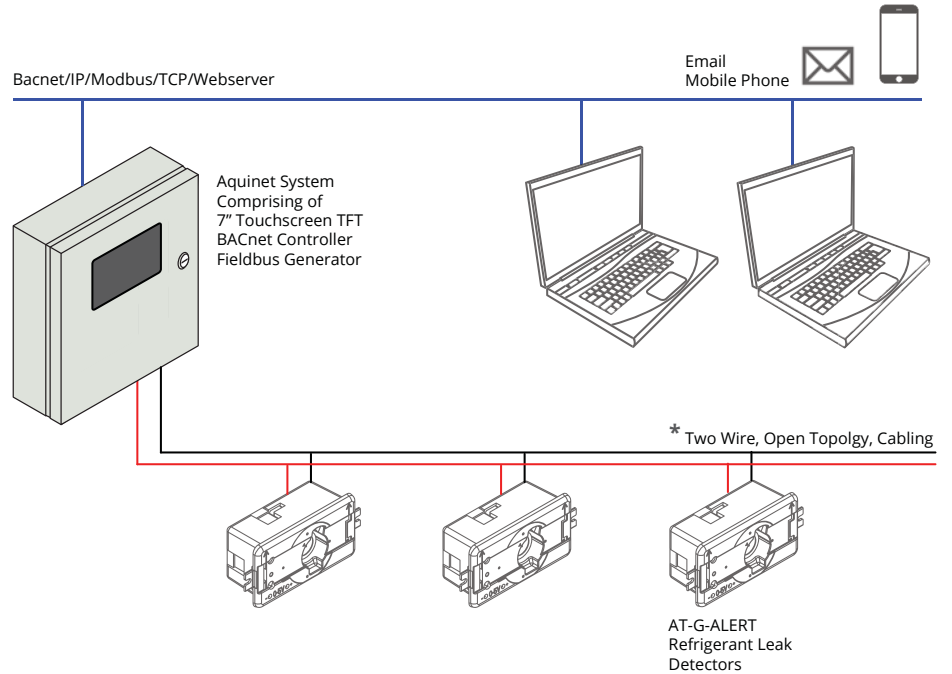
6205 AN-ZCM Zone Communications Module - 4 inputs For Fieldbus Monitoring System

6215 AN-BGC BACnet Gateway Controller

6220 AN-FG Fieldbus Generator - Max 120 Inputs

6235 AN-Relay De-central Volt Free Relay

CONFIGURATION EXAMPLE



* Refer to installation instructions for cable specification.

Important: All information, including illustrations, is believed to be reliable. Users, however, should independently evaluate the suitability of each product for their application. Aquilar Limited makes no warranty as to the accuracy or completeness of the information, and disclaims any liability regarding its use. The only obligations of Aquilar Limited are those in the Aquilar Standard Terms and Conditions of Sale for this product, and in no case will Aquilar Limited be liable for any incidental, indirect, or consequential damages arising from the sale, resale, use or misuse of the product. Specifications are subject to change without notice. In addition, Aquilar Limited reserves the right to make changes – without notification to Buyer – to processing or materials that do not affect compliance with any applicable specification.

*AquiTron is a trademark of AquiTron Limited
 Aquilar is a trademark of Aquilar Limited*