



TTA-SIM

TraceTek® Alarm Module

Easy setup and simple operation

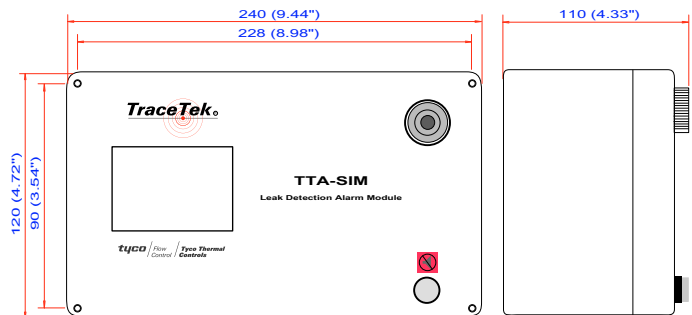
The TTA-SIM has been designed for use with TraceTek sensing cables, point sensors and normally open, dry contact devices (float switch, pressure or vacuum switch, optical probe with adapter, limit switch, etc.). Up to 150 m (500 ft) of sensor cable can be monitored by the TTA-SIM.

When liquid is detected, the unit indicates the leak with an LED and audible alarm, and switches a relay to provide local voltage-free contact closure. The leak location is measured and can be communicated to a host monitoring system. With the TTA-SIM-2 option, the leak location is displayed on a built-in LCD readout. No field calibration is required.

The TTA-SIM can be used as a stand-alone leak detection alarm unit, or it can be installed in networks with other TraceTek TTA-SIM, TTSIM, TT-NRM or TTDM-128 modules. The TTA-SIM can be configured using a Microsoft Windows™ based PC or a TraceTek TTDM-128 network master module.

Design Features

- Rugged polycarbonate enclosure for tough environments.
- 60 dB Audible alarm with silence button.
- Voltage-free contacts for alarm signaling.
- LED's to indicate power, leak, cable trouble, and communication status.
- Optional LCD leak location display.
- Simple twisted shielded pair serial RS-485 communications using a variety of communication protocols (protocol selection is automatic).
- Available for 120 or 230 Vac 50/60 Hz power supply.
- Relay software selectable for normally energized or normally de-energized operation.



General features

Sensor compatibility	All TraceTek sensing cables and point sensors or contact closure devices
Maximum length of sensing cable	150 m (500 ft)
Precision	0.5% of sensor length ± 0.6 m (2 ft)
Audible alarm	>60 decibels at 0.6m (1 ft)

Environmental ratings

Storage temperature	-18°C to 60°C (0°F to 140°F)
Operating temperature	0°C to 50°C (32°F to 122°F)
Enclosure integrity	NEMA 1 / IP 20 (non-hazardous locations only)
Humidity	5% to 95% non-condensing

Power requirements

TTA-SIM-1A-120 & TTA-SIM-2-120	92 to 132 Vac, 50/60 Hz, 3 W
TTA-SIM-1A-230 & TTA-SIM-2-230	216 to 253 Vac, 50/60 Hz, 3 W

Ordering information

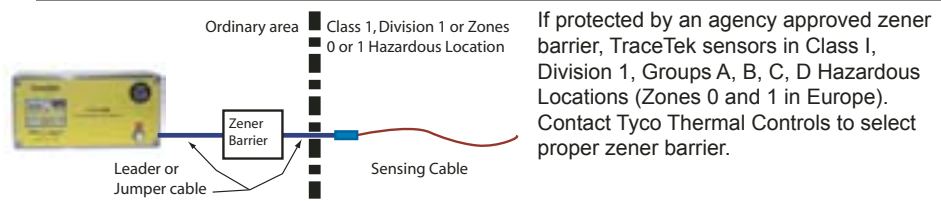
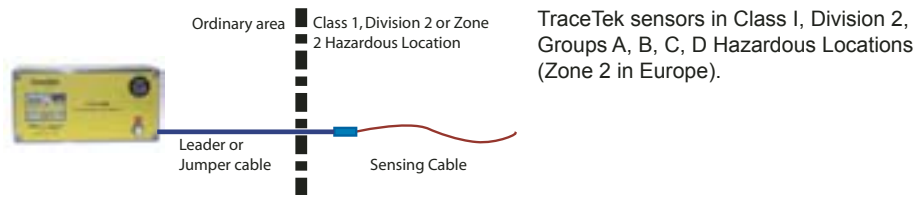
Catalog Number	Description
TTA-SIM-1A-120	120 Vac TTA-SIM
TTA-SIM-2-120	120 Vac TTA-SIM with leak location display
TTA-SIM-1A-230	230 Vac TTA-SIM
TTA-SIM-2-230	230 Vac TTA-SIM with leak location display

TTA-SIM Alarm Module

Serial interface	Network configuration	RS-485 two wire (twisted shielded pair) network, 9600 baud, addressable from 1 to 127
	Communication protocol	MODBUS™, OptoMux™ or Johnson Controls Metasys™
Relay contacts	Type	Form C (SPDT)
	Action	Software selectable; normally energized or normally de-energized; alarm on leak only, or alarm on either leak or sensor fault
	Rating	2 Amps maximum, 250 Vac or 30 Vdc

Applications

Although the TTA-SIM module must be installed in a non-hazardous location, it may monitor intrinsically safe TraceTek sensors located in hazardous areas as shown below.



Tyco Thermal Controls
 Worldwide Headquarters
 300 Constitution Drive
 Menlo Park, CA 94025-1164
 USA

Tel: (800) 545-6258 (within US)
 (650) 216-1526
 Fax: (800) 527-5703 (within US)
 (650) 474-7517
 E-mail: info@tycothermal.com
 www.tycothermal.com

Important: All information, including illustrations, is believed to be reliable. Users, however, should independently evaluate the suitability of each product for their particular application. Tyco Thermal Controls makes no warranty as to the accuracy or completeness of the information, and disclaims any liability regarding its use. Tyco Thermal Controls' only obligations are those in the Tyco Thermal Controls Standard Terms and Conditions of Sale for this product, and in no case will Tyco Thermal Controls or its distributors be liable for any incidental, indirect, or consequential damages arising from the sale, resale, use or misuse of the product. Specifications are subject to change without notice. In addition, Tyco Thermal Controls reserves the right to make changes – without notification to Buyer – to processing or materials that do not affect compliance with any applicable specification.

Tyco, TraceTek and the TraceTek logo are trademarks or registered trademarks of Tyco Thermal Controls LLC or its affiliates.

MODBUS is a trademark of Gould, Inc. OptoMux is a trademark of Opto-22. Metasys is a trademark of Johnson Controls. Windows is a trademark of Microsoft Corporation.